

Heiner Prüser

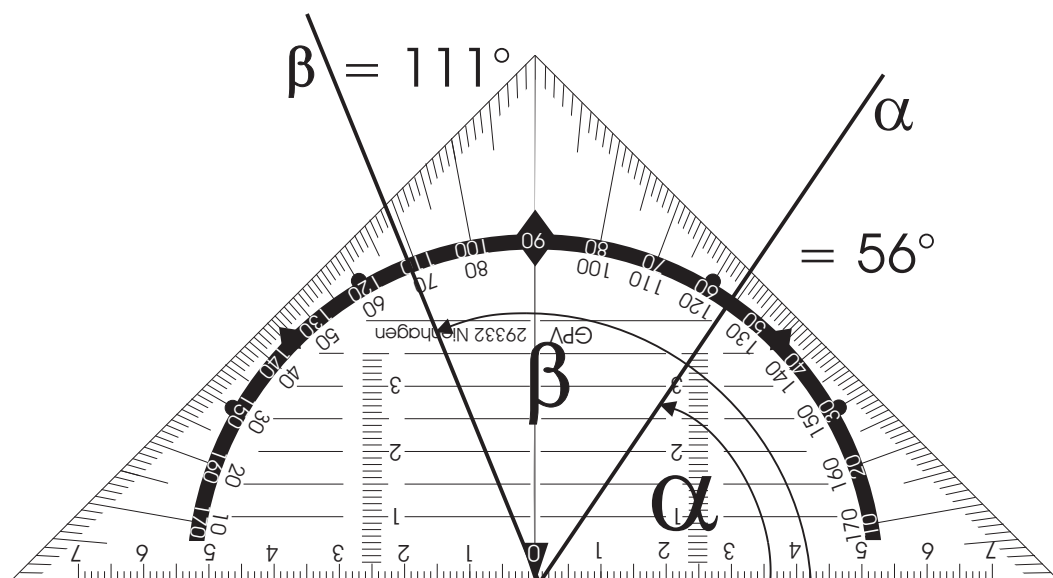
Geometriearbeitsblätter

Klasse 7 bis 9

Inhalt von Teil 1

Seite

Tangram-Puzzle 1	1
Tangram-Puzzle 2	3
Winkel und Winkelmessung	5
Messen von Winkeln	7
Messen von Winkeln im Dreieck	9
Zeichnen von Winkeln	11
Schätzen von Winkeln	13



PDF190_1

GPV Verlag
29336 Nienhagen

Geometriearbeitsblätter für Kl.7- 9

Bezug nur durch Direktauslieferung vom Verlag:
GPV · Postf. 1141 · 29332 Nienhagen, Tel. 05144/2187

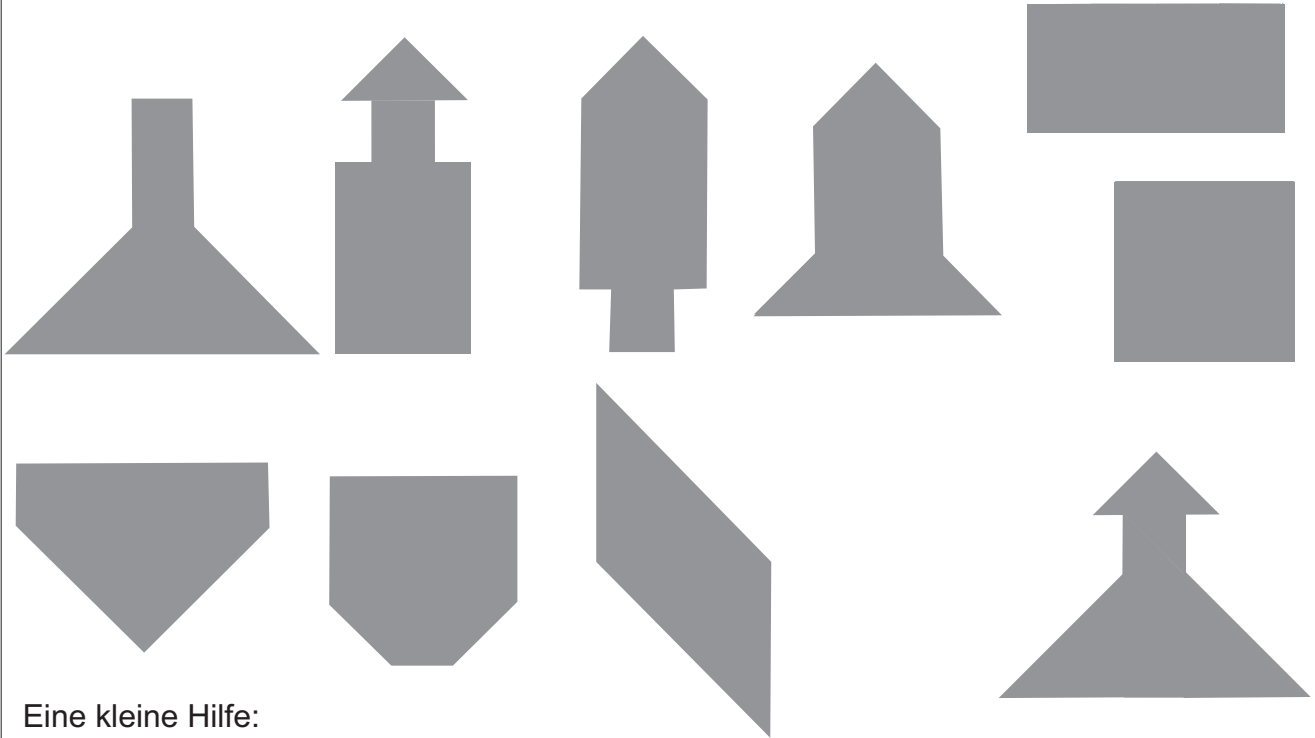
Tangram-Puzzle



Rechnen macht Spaß

Räumliche Vorstellung trainieren

Die unten abgebildete Figur nennt man Tangram. Schneide sie auseinander und versuche, die folgenden abgebildeten (verkleinerten) Figuren zu legen. Dabei müssen jeweils alle 7 Teile verwendet werden.



Eine kleine Hilfe:
Die Zahl steht jeweils im kleinen Quadrat!

Erfinde selbst Tangramfiguren;
zeichne sie sorgfältig ab und
gib sie einem Mitschüler als
Puzzleaufgabe!

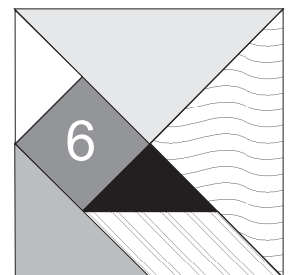
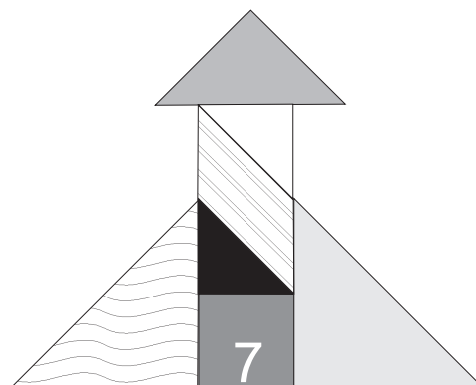
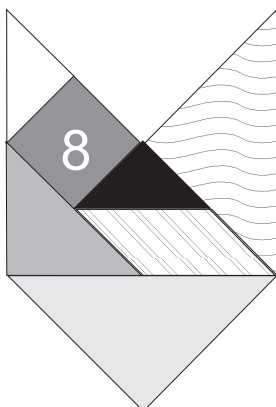
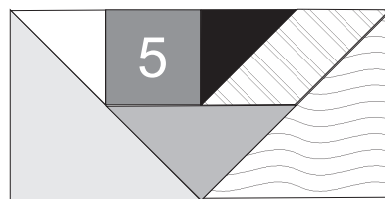
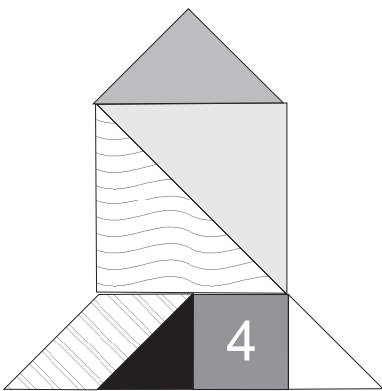
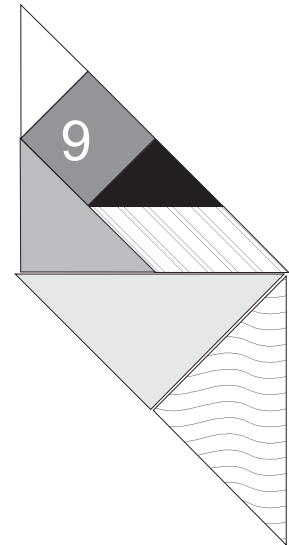
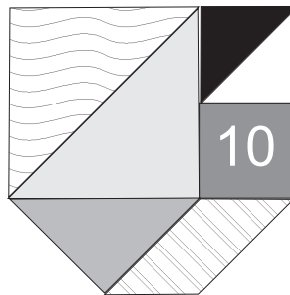
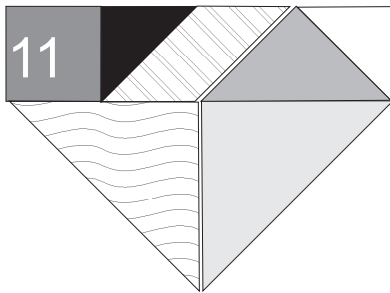
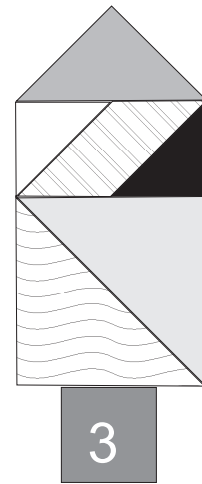
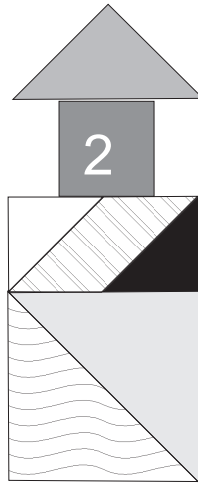
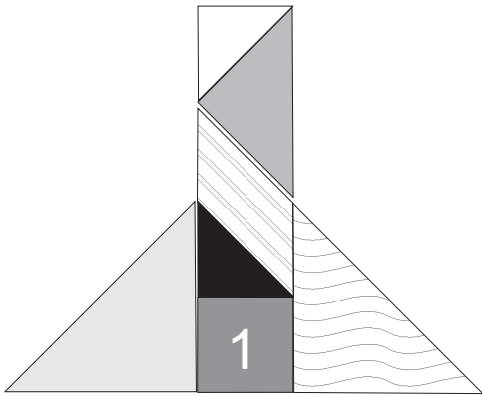


Lösung Tangram



Rechnen macht Spaß

Räumliche Vorstellung trainieren




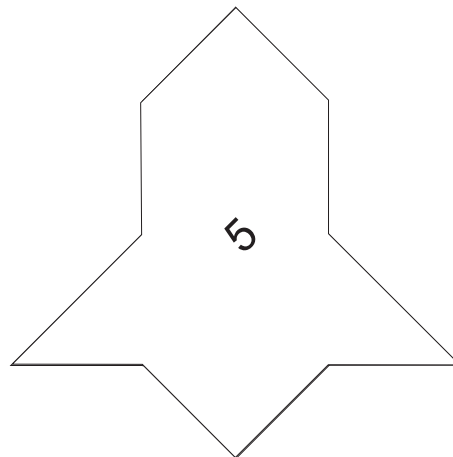

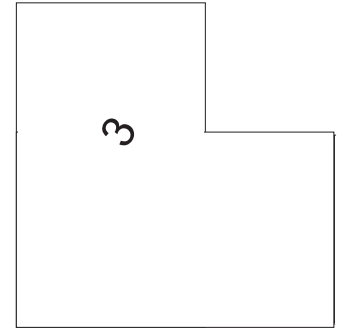
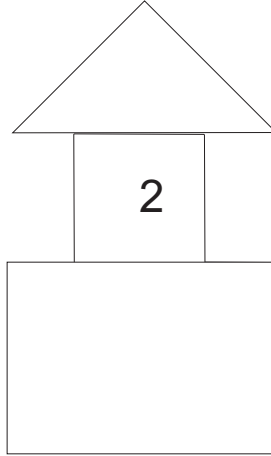
Tangram-Puzzle 2



Rechnen macht Spaß

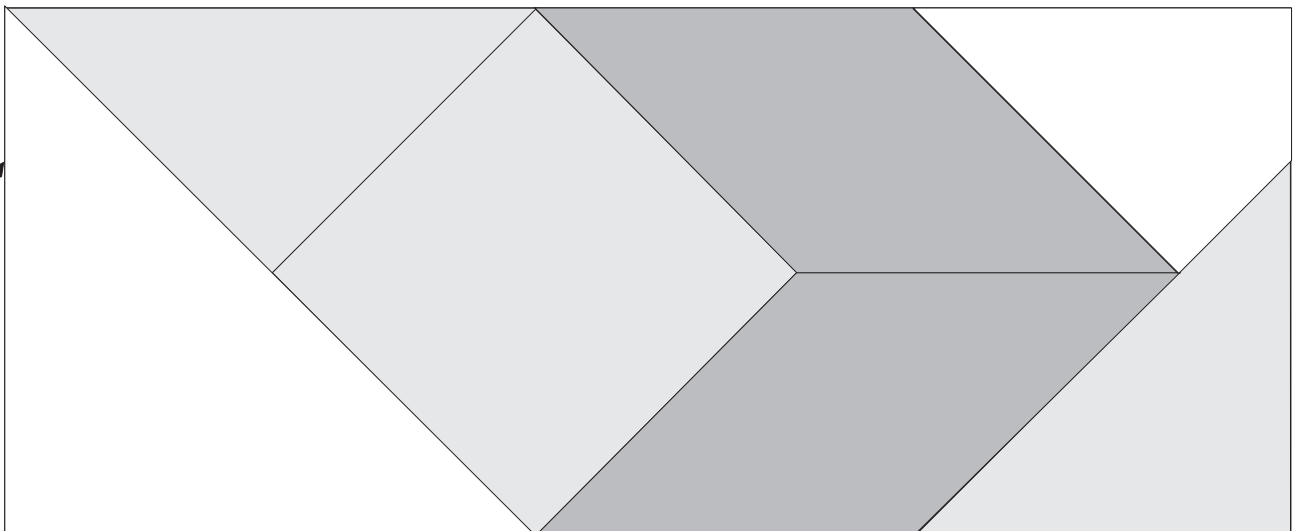
Räumliche Vorstellung trainieren

Die unten abgebildete Figur nennt man Tangram. Schneide sie auseinander und versuche, die folgenden abgebildeten (verkleinerten) Figuren zu legen. Dabei müssen jeweils alle 7 Teile verwendet werden.



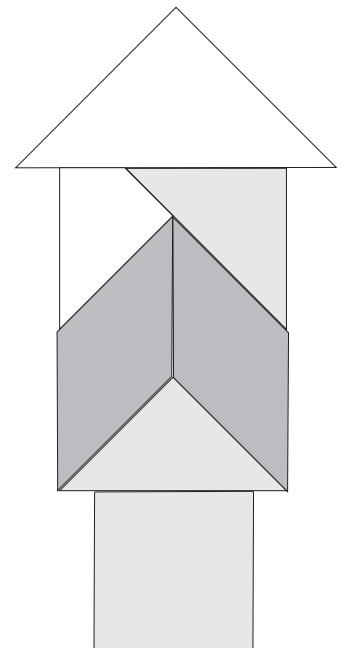
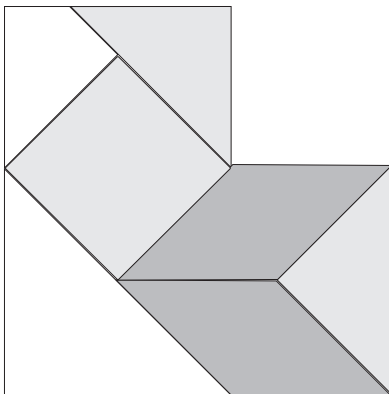
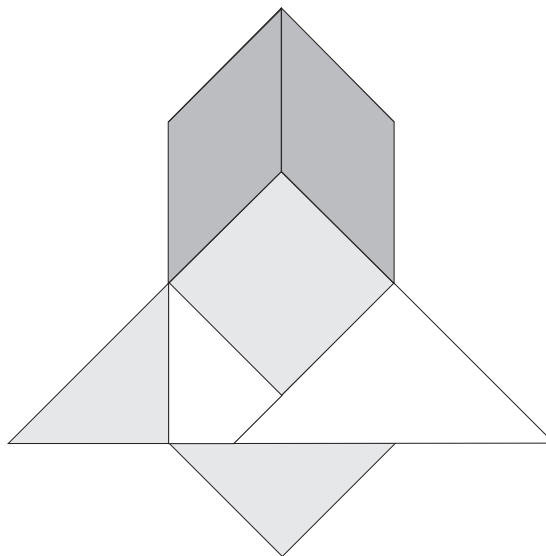
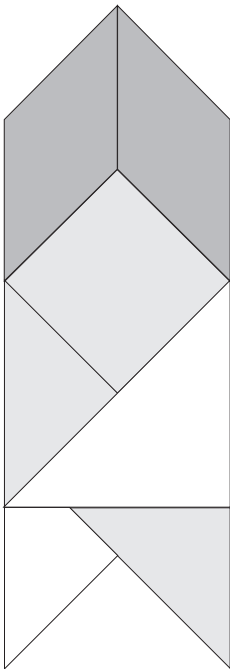
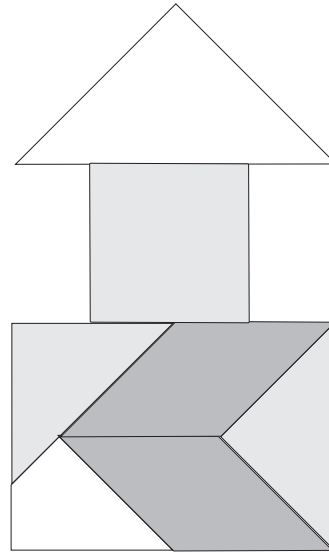
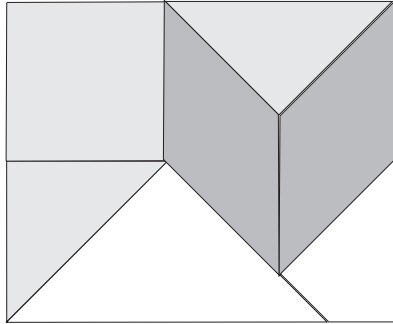
Eine kleine Hilfe:
Die Zahl steht jeweils im kleinen Quadrat!

Erfinde selbst Tangramfiguren; zeichne sie sorgfältig ab und gib sie einem Mitschüler als
Puzzleaufgabe!



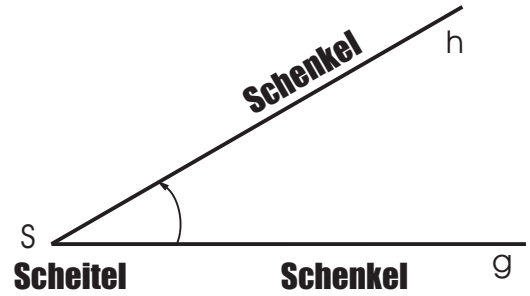


Räumliche Vorstellung trainieren



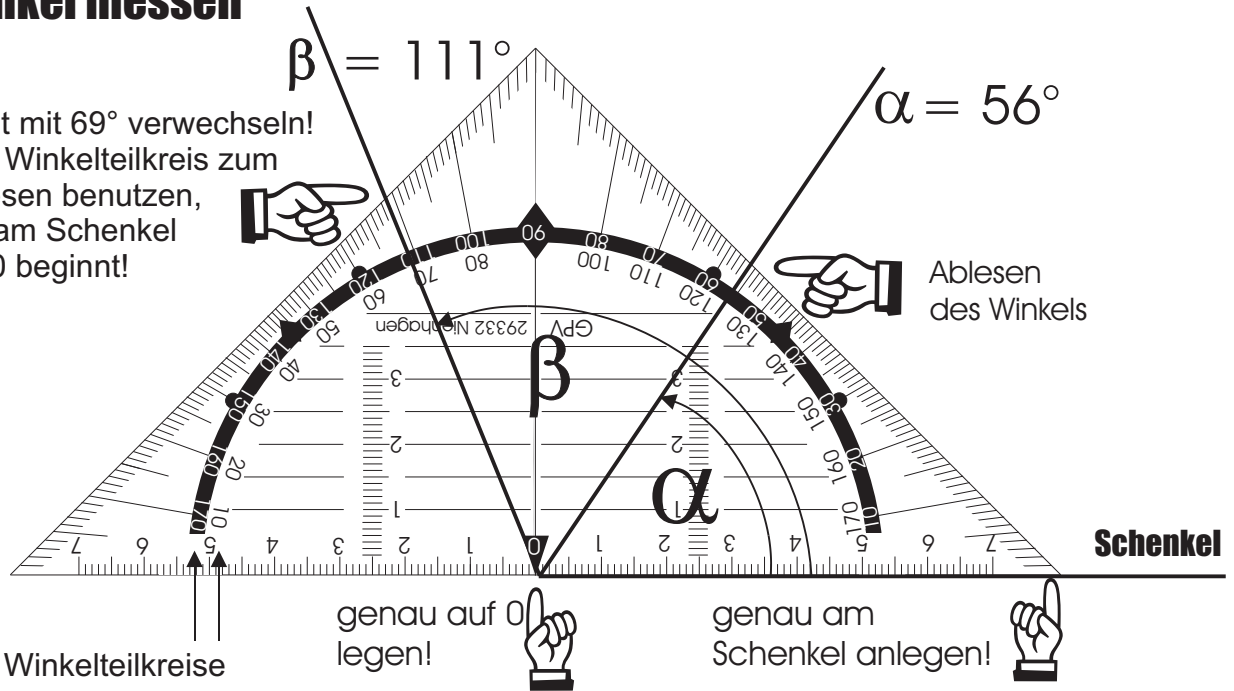
Winkel und Winkelmessung

Ein Winkel entsteht durch Drehung einer Halbgeraden um ihren Anfangspunkt (Scheitel). Die beiden Halbgeraden (Schenkel des Winkels) schließen den Winkel ein. Zum Messen und Antragen eines Winkels benutzt man das Geodreieck:

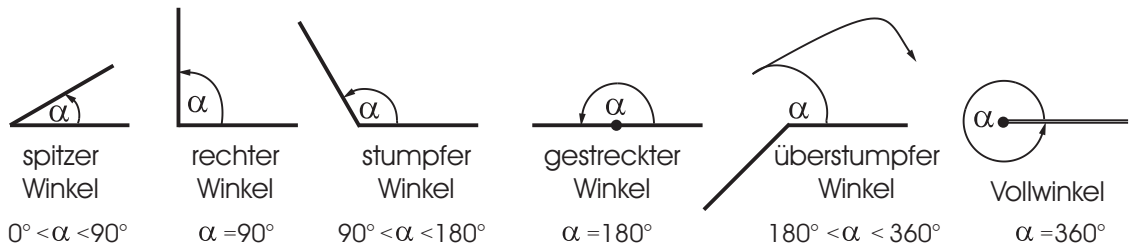


Winkel messen

Nicht mit 69° verwechseln! Den Winkelteilkreis zum Ablesen benutzen, der am Schenkel mit 0 beginnt!



Winkelarten:



Bei zwei sich schneidenden Geraden sind die beiden sich gegenüber liegenden Winkel gleich groß.

$$\alpha = \gamma \quad \beta = \delta$$

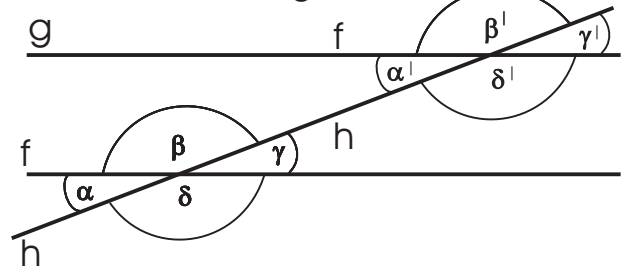
Scheitelwinkel

Nebeneinander liegende Winkel ergänzen sich zu 180°. Beispiele:

$$\alpha + \delta = 180^\circ \quad \gamma + \delta = 180^\circ$$

$$\alpha + \beta = 180^\circ \quad \text{Nebenwinkel}$$

Gerade h schneidet zwei parallele Geraden f und g.



Beispiele:

Stufenwinkel: $\alpha = \alpha' \quad \beta = \beta'$

Wechselwinkel: $\gamma = \alpha' \quad \beta = \delta'$

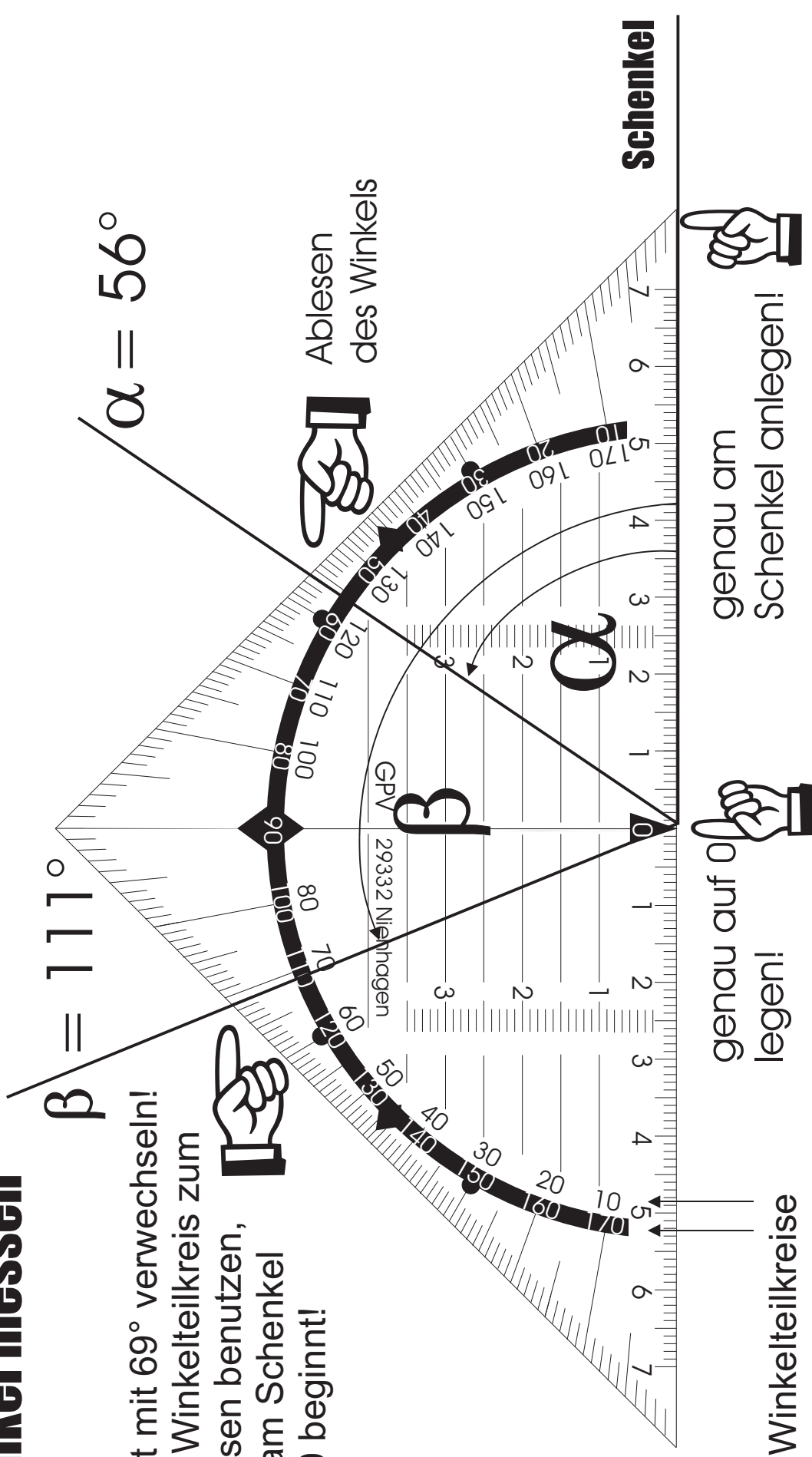
Winkelmessung mit dem Geodreieck


Winkel messen

Nicht mit 69° verwechseln!
 Den Winkelteilkreis zum
 Ablesen benutzen,
 der am Schenkel
 mit 0 beginnt!

$$\beta = 111^\circ$$

$$\alpha = 56^\circ$$



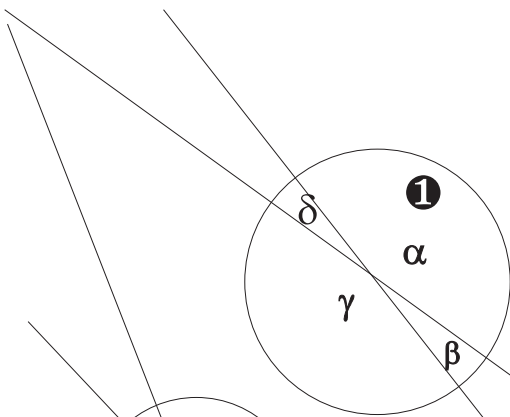


Messen von Winkeln

Name, Datum

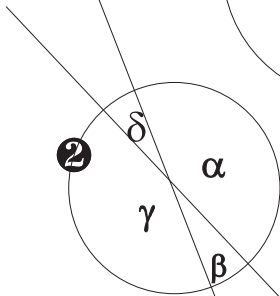
Bestimme die Winkelgröße.

Berechne die Winkelsumme.



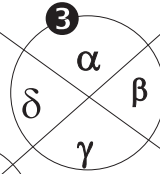
1 α
 β
 γ
 δ
Winkelsumme: _____

3 α
 β
 γ
 δ
Winkelsumme: _____

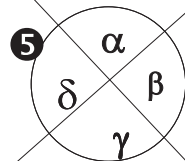
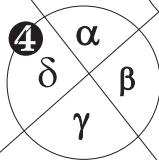


4 α
 β
 γ
 δ
Winkelsumme: _____

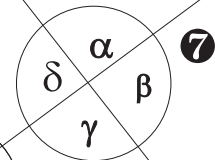
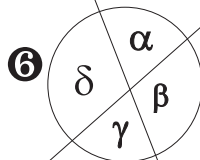
2 α
 β
 γ
 δ
Winkelsumme: _____



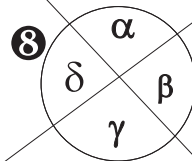
5 α
 β
 γ
 δ
Winkelsumme: _____



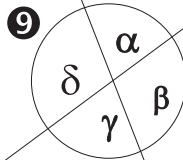
Winkelsumme: _____



6 α
 β
 γ
 δ
Winkelsumme: _____







8 α
 β
 γ
 δ
Winkelsumme: _____



7 α
 β
 γ
 δ
Winkelsumme: _____

9 α
 β
 γ
 δ
Winkelsumme: _____





Bestimme die Winkelgröße.

Berechne die Winkelsumme.

1 $\alpha = 163,7^\circ$
 $\beta = 16,2^\circ$
 $\gamma = 163,7^\circ$
 $\delta = 16,2^\circ$

Winkelsumme: 360°

3 $\alpha = 102,7^\circ$
 $\beta = 77,3^\circ$
 $\gamma = 102,7^\circ$
 $\delta = 77,3^\circ$

Winkelsumme:

4 $\alpha = 86,2^\circ$
 $\beta = 93,8^\circ$
 $\gamma = 86,2^\circ$
 $\delta = 93,8^\circ$

Winkelsumme:

5 $\alpha = 91,6^\circ$
 $\beta = 88,4^\circ$
 $\gamma = 91,6^\circ$
 $\delta = 88,4^\circ$

Winkelsumme:

2 $\alpha = 158^\circ$
 $\beta = 22^\circ$
 $\gamma = 158^\circ$
 $\delta = 22^\circ$

Winkelsumme:

6 $\alpha = 70^\circ$
 $\beta = 110^\circ$
 $\gamma = 70^\circ$
 $\delta = 110^\circ$

Winkelsumme:

9 $\alpha = 75^\circ$
 $\beta = 105^\circ$
 $\gamma = 75^\circ$
 $\delta = 105^\circ$



Winkelsumme:


8 $\alpha = 97^\circ$
 $\beta = 83^\circ$
 $\gamma = 97^\circ$
 $\delta = 83^\circ$

Winkelsumme:

7 $\alpha = 91,5^\circ$
 $\beta = 88,5^\circ$
 $\gamma = 91,5^\circ$
 $\delta = 88,5^\circ$

Winkelsumme:





Messen von Winkeln

Name, Datum

Bestimme die Maße der Dreiecke.

Berechne die Winkelsumme.

1

$\alpha =$
 $\beta =$
 $\gamma =$

$a =$
 $b =$
 $c =$

2

$\alpha =$
 $\beta =$
 $\gamma =$

_____ Winkelsumme

$a =$
 $b =$
 $c =$

3

$\alpha =$
 $\beta =$
 $\gamma =$

$a =$
 $b =$
 $c =$

4

$\alpha =$
 $\beta =$
 $\gamma =$

$a =$
 $b =$
 $c =$

5

$\alpha =$
 $\beta =$
 $\gamma =$

$a =$
 $b =$
 $c =$

6

$\alpha =$
 $\beta =$
 $\gamma =$

$a =$
 $b =$
 $c =$

7


$\alpha =$
 $\beta =$
 $\gamma =$

$a =$
 $b =$
 $c =$

8

$\alpha =$
 $\beta =$
 $\gamma =$

$a =$
 $b =$
 $c =$



Bestimme die Maße der Dreiecke.

Berechne die Winkelsumme.

1

$\alpha = 65^\circ$
 $\beta = 37,7^\circ$
 $\gamma = 77,3^\circ$

$a = 7,46 \text{ cm}$
 $b = 5,04 \text{ cm}$
 $c = 8,05 \text{ cm}$

2

$\alpha = 26,1^\circ$
 $\beta = 93,4^\circ$
 $\gamma = 60,5^\circ$

Winkelsumme

$a = 4,1 \text{ cm}$
 $b = 9,3 \text{ cm}$
 $c = 8,05 \text{ cm}$

3

$\alpha = 45^\circ$
 $\beta = 51^\circ$
 $\gamma = 83,2^\circ$

$a = 5,75 \text{ cm}$
 $b = 6,3 \text{ cm}$
 $c = 8,1 \text{ cm}$

4

$\alpha = 74,1^\circ$
 $\beta = 61,3^\circ$
 $\gamma = 44,6^\circ$

$a = 5,54 \text{ cm}$
 $b = 5,04 \text{ cm}$
 $c = 4,08 \text{ cm}$

5

$\alpha = 32,7^\circ$
 $\beta = 84^\circ$
 $\gamma = 63,3^\circ$

$a = 4,35 \text{ cm}$
 $b = 8,02 \text{ cm}$
 $c = 7,2 \text{ cm}$

6

$\alpha = 41,7^\circ$
 $\beta = 38,7^\circ$
 $\gamma = 99,6^\circ$

$a = 5,6 \text{ cm}$
 $b = 5,25 \text{ cm}$
 $c = 8,26 \text{ cm}$

7

$\alpha = 60,7^\circ$
 $\beta = 90^\circ$
 $\gamma = 29,3^\circ$


$a = 7,25 \text{ cm}$
 $b = 8,37 \text{ cm}$
 $c = 4,06 \text{ cm}$

8

$\alpha = 67,9^\circ$
 $\beta = 38,1^\circ$
 $\gamma = 74^\circ$

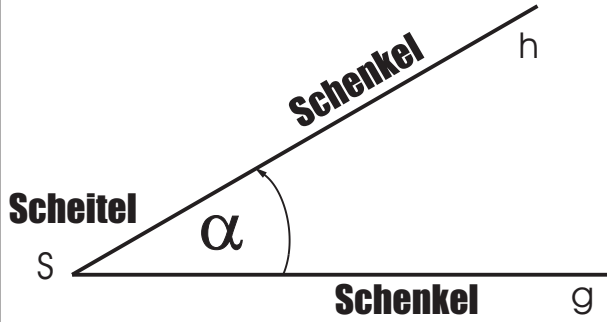
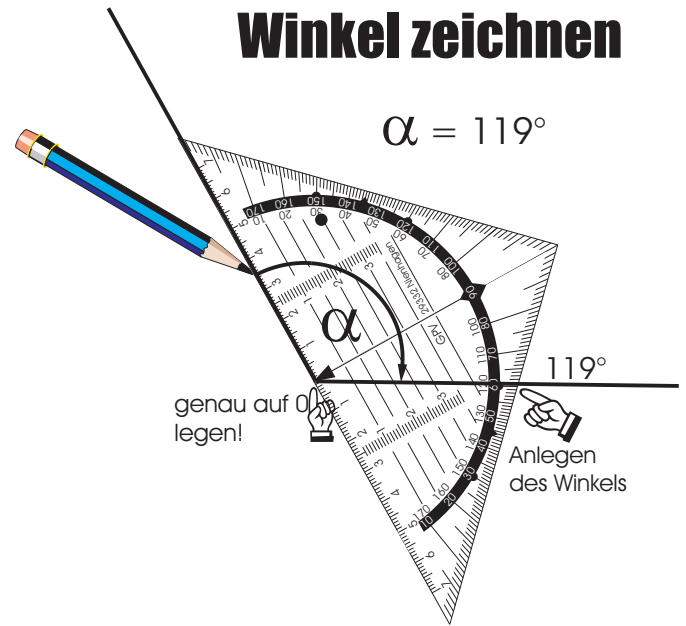
$a = 8,54 \text{ cm}$
 $b = 5,67 \text{ cm}$
 $c = 8,84 \text{ cm}$

Name, Datum




Winkel zeichnen

$$\alpha = 119^\circ$$



Ein Winkel entsteht durch Drehung einer Halbgeraden um ihren Anfangspunkt (Scheitel). Die beiden Halbgeraden (Schenkel des Winkels) schließen den Winkel ein. Zum Messen und Antragen eines Winkels benutzt man das Geodreieck.



Drehe die Halbgerade g um S im angegebenen Winkel!

Exercise 1: $\alpha = 19^\circ$ S

Exercise 2: $\alpha = 262^\circ$ S

Exercise 3: $\alpha = 55^\circ$ S

Exercise 4: $\alpha = 56^\circ$ S

Exercise 5: $\alpha = 97^\circ$ S

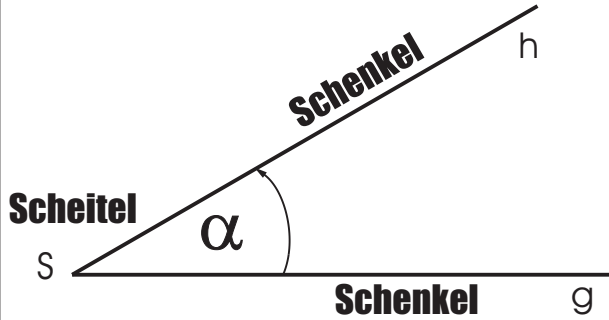

Exercise 6: $\alpha = 98^\circ$ S

Exercise 7: $\alpha = 371^\circ$ S

Exercise 8: $\alpha = 340^\circ$ S


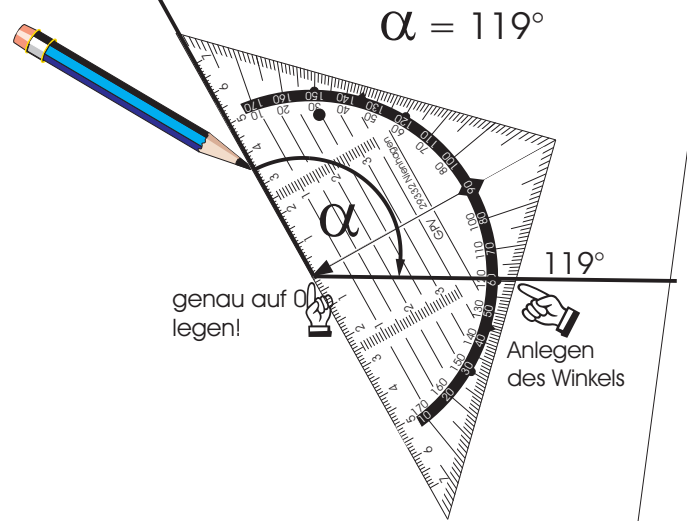
Exercise 9: $\alpha = 190^\circ$ S

Exercise 10: $\alpha = 17^\circ$ S



Ein Winkel entsteht durch Drehung einer Halbgeraden um ihren Anfangspunkt (Scheitel). Die beiden Halbgeraden (Schenkel des Winkels) schließen den Winkel ein. Zum Messen und Antragen eines Winkels benutzt man das Geodreieck.

Winkel zeichnen



Drehe die Halbgerade g um S im angegebenen Winkel!

Exercise 1: $\alpha = 19^\circ$

Exercise 2: $\alpha = 262^\circ$

Exercise 3: $\alpha = 55^\circ$

Exercise 4: $\alpha = 56^\circ$

Exercise 5: $\alpha = 97^\circ$

Exercise 6: $\alpha = 98^\circ$


Exercise 7: $\alpha = 371^\circ$

Exercise 8: $\alpha = 340^\circ$

Exercise 9: $\alpha = 190^\circ$

Exercise 10: $\alpha = 17^\circ$

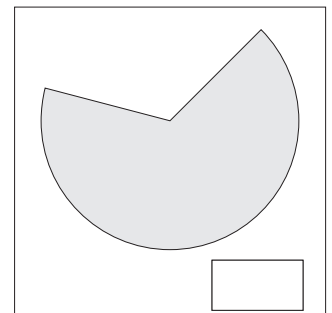
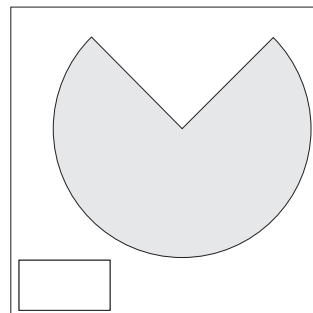
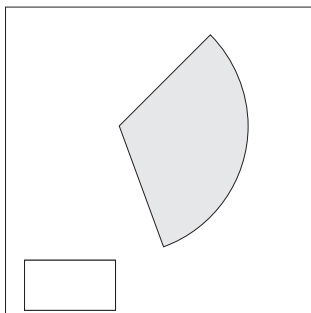
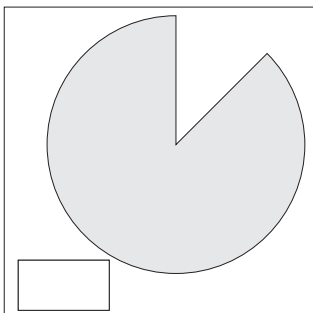
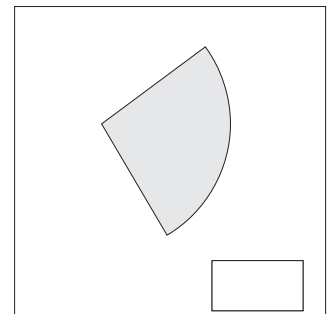
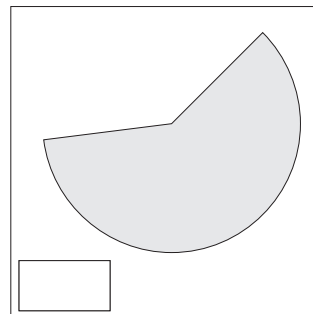
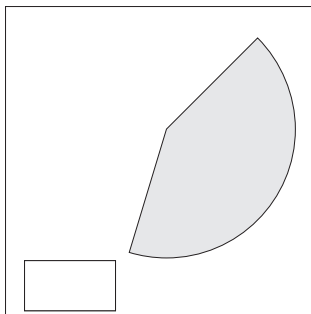
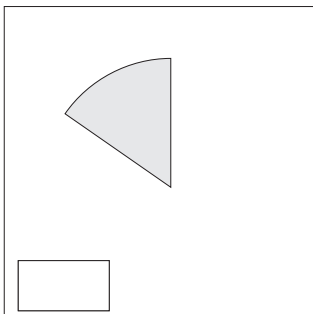
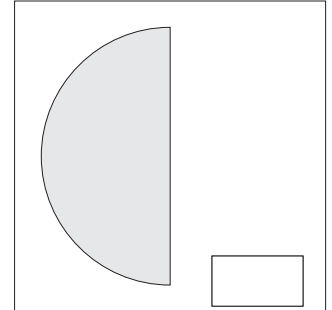
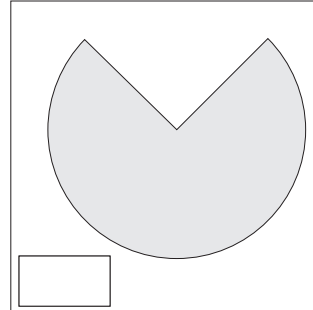
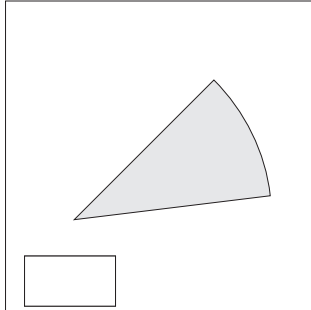
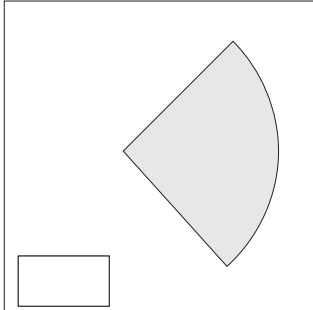
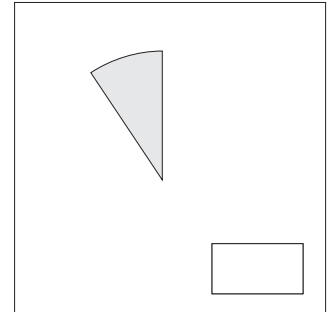
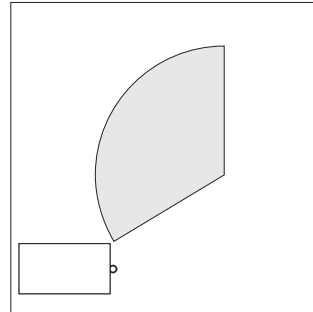
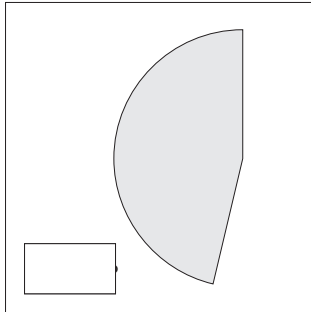
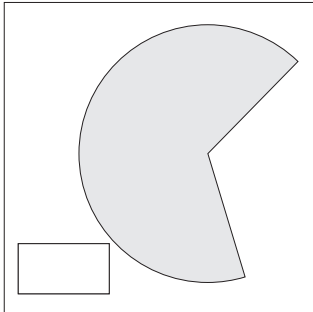
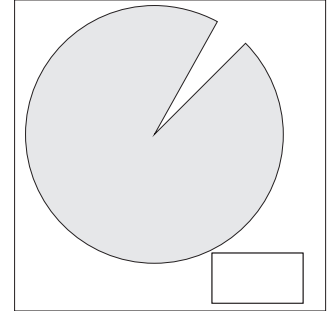
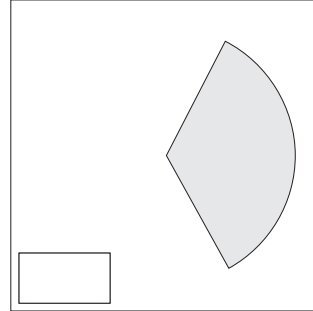
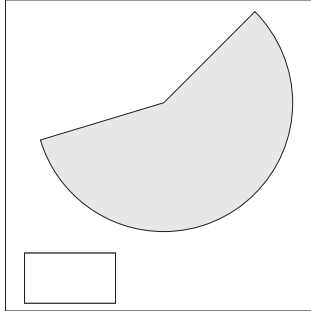
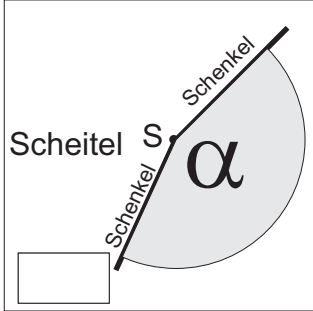
Name, Datum




Schätzen von Winkeln



Schätze die Größe des Winkels, den der graue Teilkreis umschließt und trage das Schätzergebnis ein.





Schätze die Größe des Winkels, den der graue Teilkreis umschließt und trage das Schätzergebnis ein.

